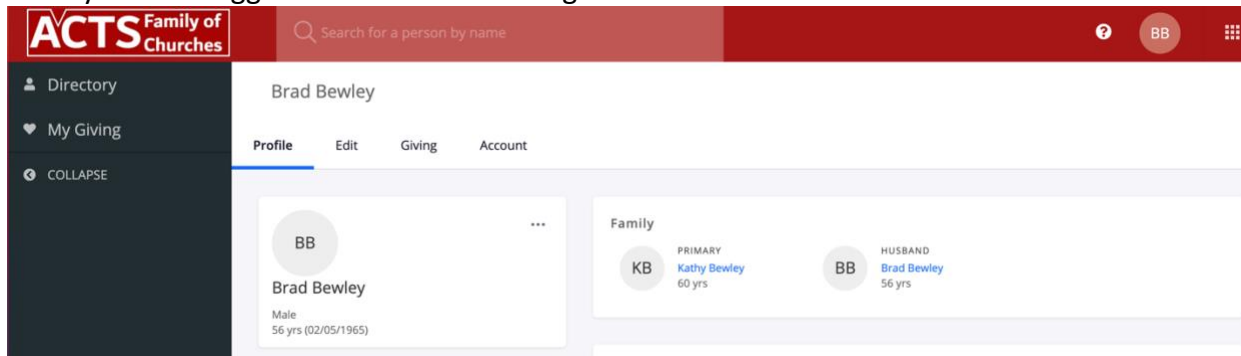


Printing your giving statement

Log in to the Church Management System. <https://actsonline.elexiochms.com>

Note: If you don't have a log in click [here](https://acts-online.org/familyhub/) to request access. <https://acts-online.org/familyhub/>

Once you have logged on click on the Giving tab



ACTS Family of Churches

Search for a person by name

BB

Directory

My Giving

COLLAPSE

Brad Bewley

Profile Edit Giving Account

BB

Brad Bewley

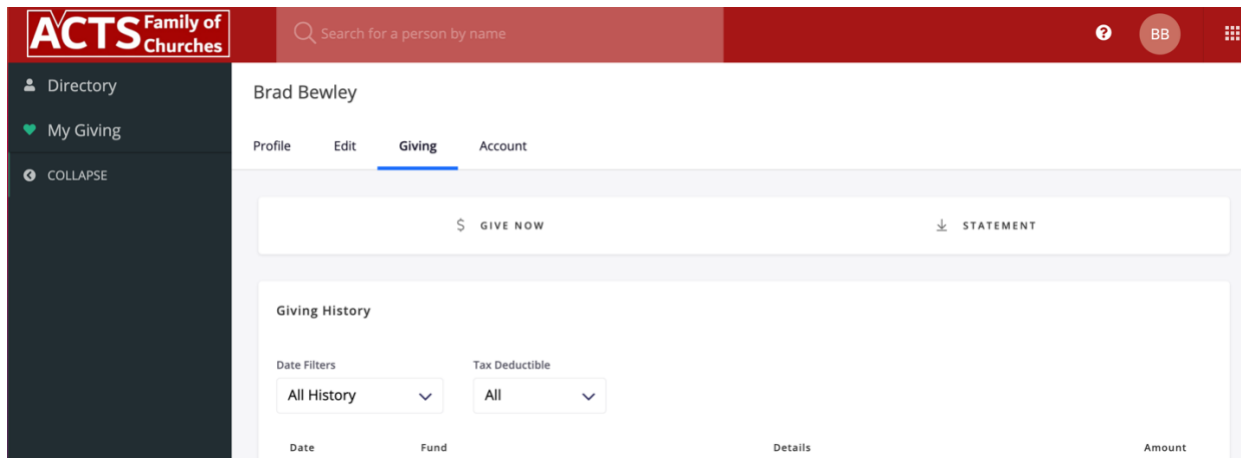
Male
56 yrs (02/05/1965)

Family

KB PRIMARY
Kathy Bewley
60 yrs

BB HUSBAND
Brad Bewley
56 yrs

Then click on "STATEMENT"



ACTS Family of Churches

Search for a person by name

BB

Directory

My Giving

COLLAPSE

Brad Bewley

Profile Edit Giving Account

\$ GIVE NOW

STATEMENT

Giving History

Date Filters

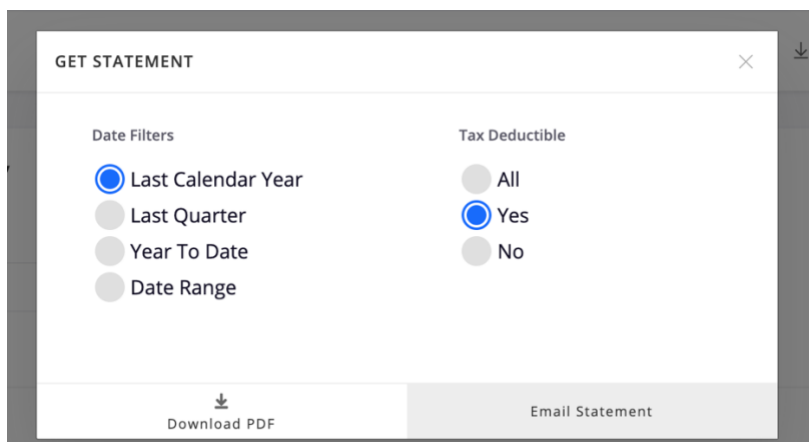
All History

Tax Deductible

All

Date Fund Details Amount

Choose "Last Calendar Year" and under Tax Deductible "Yes". This will prepare your statement for last year's giving that is Tax Deductible.



GET STATEMENT

Date Filters

Last Calendar Year

Last Quarter

Year To Date

Date Range

Tax Deductible

All

Yes

No

Download PDF

Email Statement

AT this point you can either download the PDF file of your statement or have it emailed.